

Big T – 12-inch Block

The white in your packets is just enough to cut the A, B & C pieces.

From the larger piece of white, cut:

- 1 - 5 1/4" square, cut twice to make 4 quarter-square triangles.
- 2 - 4 7/8" pieces from the same white. Cut diagonally to make 4 half-square triangles.

From the smaller piece of white, cut:


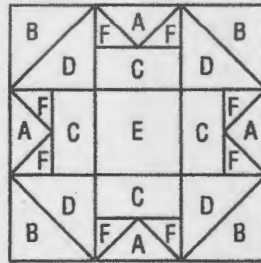

- 4 - 2 1/2" x 4 1/2" rectangles

This material is white on white, so make sure the right side is used.

Pieces D, E & F will be from your fabric. Please use a dark or medium print.

Follow the diagram below, for the 12-inch block:

Big T 6-Unit Grid



FINISHED BLOCK SIZE

Single dimensions in the cutting chart indicate the size of the cut square (3" = 3" x 3").

FOR 1 BLOCK:

		4 1/2"	6"	7 1/2"	9"	10 1/2"	12"
<i>Light white in packets</i>	A: 1	2 3/4"	3 1/4"	3 3/4"	4 1/4"	4 3/4"	5 1/4"
	B: 2	2 3/8"	2 7/8"	3 3/8"	3 7/8"	4 3/8"	4 7/8"
	C: 4	1 1/4" x 2"	1 1/2" x 2 1/2"	1 3/4" x 3"	2" x 3 1/2"	2 1/4" x 4"	2 1/2" x 4 1/2"
<i>Dark or medium print fabric</i>	D: 2	2 3/8"	2 7/8"	3 3/8"	3 7/8"	4 3/8"	4 7/8"
	E: 1	2"	2 1/2"	3"	3 1/2"	4"	4 1/2"
	F: 4	1 3/8"	1 7/8"	2 1/8"	2 3/8"	2 7/8"	2 3/4"

