


## STRIP TWIST BLOCK


You were given a 2 ½" strip. From your stash select 3 more strips in the same color tone, medium to dark, **no lights**. They should be at least 19" long.




Sew them together, press seams in one direction and cut two 8 1.2" blocks. (Do not have to be exact)



With both blocks facing up, side by side, cut diagonally in half, as shown. You will have 4 Triangles.



Rearrange the 4 triangles so that the longer strips (in this sample, the solids) meet at the center. Sew them together.



You will have a block approximately 11 ½" sq.

**DO NOT TRIM OR SQUARE THE BLOCK.**

